
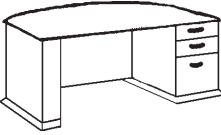
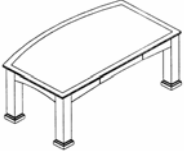
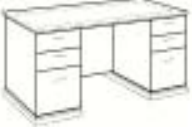
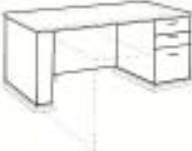

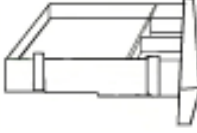
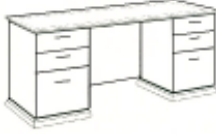
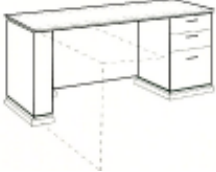

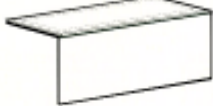










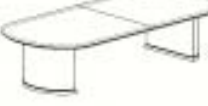

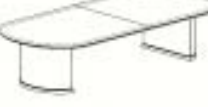


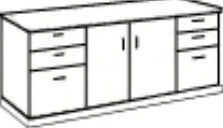


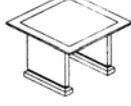

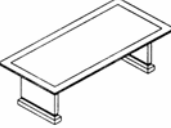
OFFICE FURNITURE BLOWOUT
 2245 South West Temple
 SLC, UT
 801 487-4575

FEATURES:

- Mahogany Tops are Cross Grain Veneer Centers, Ebonized Maple Inlays and Quartered Veneer Boarders
- Maple Tops with Natural Walnut Inlays and Quartered Veneer Boarders
- Edges are Hardwood with French Dovetail Corners
- Reveals on both Top and bottom part of Chassis
- High Gloss Polyester Finish, Hand Rubbed worksurfaces
- Non Handed Modular Components Allow for reconfiguration
- Heavy Duty File Suspensions, Full Extension
- All Pedestals lock
- Adjustable Glides on all Base units
-

	EM6961D 72" BOW FRONT DESK EM6961DMAH - MAHOGANY EM6961DMAP - MAPLE W:72" D 42" H 30" 375 LBS - 63 Cu/Ft ASSEMBLED	LIST \$3178.
	EM6961D-L/R 72" BOW FRONT DESK EM6961DL/RMAH - MAHOGANY EM6961DL/RMAP - MAPLE W:72" D 42" H 30" 314 LBS - 63 Cu/Ft ASSEMBLED	LIST \$2671.
		
	EM6962D 66" STRAIGHT DESK EM6962DMAH - MAHOGANY EM6962DMAP - MAPLE W:66" D 30" H 30" 254 LBS - 34 Cu/Ft ASSEMBLED	LIST \$2861.
	EM6962D-L/R "66" STRAIGHT DESK EM6962DL/RMAH - MAHOGANY EM6962DL/RMAP - MAPLE W:66" D 30" H 30" 234 LBS - 34 Cu/Ft ASSEMBLED	LIST \$2290.
		

	EM6995D CENTER DRAWER EM6995DMAH - MAHOGANY EM6995DMAP - MAPLE W:26" D 18" H 3" 10 LBS - 1.0 Cu/Ft 1 CARTON	LIST \$265.
	EM6963D 72" KNEESPACE CREDENZA EM6963DMAH - MAHOGANY EM6963DMAP - MAPLE W:72" D 24" H 30" 254 LBS - 36 Cu/Ft ASSEMBLED	LIST \$2477.
	EM6963DL/R 72" KNEESPACE CREDENZA EM6963DL/RMAH - MAHOGANY EM6963DL/RMAP - MAPLE W:72" D 24" H 30" 215 LBS - 36 Cu/Ft ASSEMBLED	LIST \$2098.
		
	EM6971D L/R BRIDGE EM6971DMAH - MAHOGANY EM6971DMAP - MAPLE W:48" D 24" H 30" 71 LBS - KD - 4 Cu/Ft	LIST \$704.
	EM6972D L/R RETURN WITH PEDESTAL EM6972DMAH - MAHOGANY EM6972DMAP - MAPLE W:48" D 24" H 30" 149 LBS - 20 Cu/Ft ASSEMBLED	LIST \$1334.

	EM6981D HUTCH W/ GLASS DOORS EM6981DMAH - MAHOGANY EM6981DMAP - MAPLE W:72" D 16" H 49" 238 LBS - 44 Cu/Ft ASSEMBLED 1 CARTON	LIST \$2475.		EM6986D 2-DOOR CABINET EM6986DMAH - MAHOGANY EM6986DMAP - MAPLE W:36" D 24" H 30" 132 LBS - 19 Cu/Ft ASSEMBLED 1 CARTON	LIST \$ 1142.
	EM6982D HUTCH W/WOOD DOORS EM6982DMAH - MAHOGANY EM6982DMAP - MAPLE W:72" D 16" H 49" 218 LBS 44 Cu/Ft ASSEMBLED 1 CARTON	LIST \$1905.		EM6991D 48" ROUND CONF. TABLE EM6991DMAH - MAHOGANY EM6991DMAP - MAPLE Dia. 48" H 36" 147 LBS - 15 Cu/Ft KD 2 CARTONS	LIST \$ 1520.
	Task Lights ALT-36MAG-BLK (Black) Wt. 8 lbs / Cu. Ft. Flat=1 (36"W x 6¼D x 1-5/8"H)	LIST \$189.		EM6992D 96" RACETRACK CONF. TABLE EM6992DMAH - MAHOGANY EM6992DMAP - MAPLE W:96" D 42" H 30" 217 LBS - 20 Cu/Ft KD 2 CARTONS-Flat	LIST \$ 2540.
	ALT-48MAG-BLK (Black) Wt. 10 lbs / Cu. Ft. Flat=1 (48"W x 6¼D x 1-5/8"H) Under-Shelf Mounting, Acrylic Prismatic cut lens, On/Off Switch at rear center	LIST \$209.		EM6993D 120" RACETRACK CONF. TABLE EM6993DMAH - MAHOGANY EM6993DMAP - MAPLE W:120" D 48" H 30" 371 LBS 21 Cu/Ft KD 3 CARTONS	LIST \$ 3110.
	EM6984D 79" BOOKCASE EM6984DMAH - MAHOGANY EM6984DMAP - MAPLE W:36" D 16" H 79"/193LBS-32 Cu/Ft ASSEMBLED 1 CARTON	LIST \$1334.		EM6994D 144" RACETRACK CONF. TABLE EM6994DMAH - MAHOGANY EM6994DMAP - MAPLE W:144" D 48" H 30" 300 LBS 24 Cu/Ft KD 3 CARTONS	LIST \$ 3803.
	EM6983D BOOKCASE/HUTCH EM6983DMAH - MAHOGANY EM6983DMAP - MAPLE W:36" D 16" H 49"/100LBS-22.5 Cu/Ft ASSEMBLED 1 CARTON	LIST \$955.		EM6985D LATERAL FILE EM6985DMAH - MAHOGANY EM6985DMAP - MAPLE W:36" D 24" H 30" 121 LBS - 19 Cu/Ft ASSEMBLED 1 CARTON	LIST \$1334.
	EM6964D STORAGE CREDENZA EM6964DMAH - MAHOGANY EM6964DMAP - MAPLE W:74" D 26" H 32" 285 LBS - 35.5 Cu/Ft ASSEMBLED 1 CARTON	LIST \$2854.		EM6987D VISUAL BOARD EM6987DMAH - MAHOGANY EM6987DMAP - MAPLE W:48" D 7.5" H 48" (CLOSED) W:96" D 7.5" H 48" (OPEN) 127 LBS - 12 Cu/Ft ASSEMBLED 1 CARTON	LIST \$ 1707.
	EM6952DL/R RECEPTION STATION EM6952DMAH - MAHOGANY EM6952DMAP - MAPLE W:72" D 30" H 43" ASSEMBLED 4 CARTONS	LIST \$5340.		EM6953D END TABLE EM6953DMAH - MAHOGANY EM6953DMAP - MAPLE W:24" D 24" H 20" ASSEMBLED 1 CARTONS	LIST \$646.
	EM125D TRANSACTION TOP FOR RECEPTION RETURN EM125DMAH - MAHOGANY EM125DMAP - MAPLE	LIST \$429.		EM6954D COFFEE TABLE EM6954DMAH - MAHOGANY EM6954DMAP - MAPLE W:48" D 24" H 16" ASSEMBLED 1 CARTONS	LIST \$795.